

AFFIDAVIT

I, Karrie Crownover, Treasurer, CIO, in and for the County of Burnet, State of Texas, do present the foregoing Monthly Report to be a true and correct statement, to the best of my knowledge, of all accounts under the control of the Burnet County Treasurer for June, 2020. Any reconciling items not available to me at time of commissioners court meeting will be noted on the next month's report.


 Karrie Crownover, Treasurer

Beginning Cash	\$24,165,079.70
and Investments Balance	
Cash Receipts	\$2,243,482.72
Allocated Int Earned	\$7,200.67
Interest Earned	\$11,744.83
Cash Disbursements	-\$3,500,920.83
Month Ending Cash	
and Investments Balance	\$22,919,386.42


Combined Int
\$18,945.50


Previous Year Balances:	
	\$22,910,739.15
	\$1,194,290.59
	\$5,100.05
	\$33,108.43
	-\$3,635,309.04
	\$20,502,829.13

For County purposes all contributions are hereby accepted LGC {81.302}
 June 2020 contributions received:
Reserve Donations to VetRides \$11,384.50; Reserve Donations to Sheriff \$100.00

Commissioners' Court having reviewed the Treasurer's Report as presented, having taken reasonable steps to ensure its accuracy, and based upon presentations of the Treasurer's Office, approve the report, subject to the independent auditor's review and request that it be filed with the official minutes of this meeting. {LGC 114.026(c)}
 On this 22nd day of September, 2020.

In addition, the below signatures affirm that the Treasurers' Report complies with statutes as referenced. {LGC 114.026(d)}


 Jim Luther, Commissioner Pct. 1


 James Oakley, County Judge



 Damon Beierle, Commissioner Pct. 2


 Billy Wall, Commissioner Pct. 3


 Joe Don Dockery, Commissioner Pct. 4

ATTEST:


 Karin Smith, Auditor


 Janet Parker, County Clerk

*NOTE: For a complete copy of the monthly report contact the Burnet County Treasurer's office at 512-756-5497

TOTAL CASH AND INVESTMENTS JUNE 2020

Fund		Beg Balance	adjusted prev mo	Receipts	Disbursements	Interest	End Balance
FSBCT							
5	APCA	\$15,140.29		\$2,994,521.24	-\$2,995,216.51	\$909.19	\$14,445.02
11	CATTY CHCK COLLEC	\$1,450.56		\$1,989.15	-\$1,993.24	\$4.26	\$1,446.47
	DA-SZ	\$86,241.74		\$0.00	\$0.00	\$106.03	\$86,347.77
	BOND	\$444,583.55		\$11,150.00	-\$218,650.00	\$0.00	\$237,083.55
	SEARCH	\$123.46		\$18.77	\$0.00	\$0.17	\$142.23
05-103-100	GEN POOLED CASH	\$5,385,964.39		\$2,230,324.80	-\$3,279,582.32	\$6,287.22	\$4,336,706.87
	FUNDS DETAIL EXHIBIT 'A'						
	TOTAL CASH	\$5,933,503.99	\$0.00	\$5,238,003.96	-\$6,495,442.07	\$7,200.67	\$4,676,171.91
Money Mkt							
FSBCT	GENERAL INVESTMENT	\$3,081,639.76		\$0.00	\$0.00	\$3,788.90	\$3,085,428.66
C.D. Investments							
Bank of W	CD-Gen Pooled Cash	\$249,468.64		\$0.00	\$0.00	\$336.32	\$249,804.96
Washington	CD-Gen Pooled Cash	\$249,401.37		\$0.00	\$0.00	\$336.33	\$249,737.70
	TOTAL	\$3,580,509.77		\$0.00	\$0.00	\$4,461.55	\$3,584,971.32
TEXPOOL							
	GENERAL	\$0.00		\$0.00	\$0.00	\$0.00	\$0.00
	PRESERVATION	\$966.55		\$0.00	\$0.00	\$0.30	\$966.85
	RECORDS ARCHIVES	\$59,932.35		\$0.00	\$0.00	\$10.67	\$59,943.02
	ROAD & BRIDGE	\$1,747.51		\$0.00	\$0.00	\$0.30	\$1,747.81
	HOTEL/MOTEL	\$655.61		\$0.00	\$0.00	\$0.00	\$655.61
	DEBT SERVICE	\$793.20		\$0.00	\$0.00	\$0.00	\$793.20
	TOTAL TEXPOOL	\$64,096.22		\$0.00	\$0.00	\$11.27	\$64,106.49
LOGIC							
	RECORDS ARCHIVES	\$61,122.13		\$0.00	\$0.00	\$31.47	\$61,153.60
	ROAD & BRIDGE	\$6,345.82		\$0.00	\$0.00	\$3.25	\$6,349.07
	TN2016	\$529,635.86		\$0.00	\$0.00	\$272.51	\$529,908.37
	GENERAL	\$3,013,846.59		\$0.00	\$0.00	\$1,550.70	\$3,015,397.29
	TOTAL LOGIC	\$3,610,950.40		\$0.00	\$0.00	\$1,857.93	\$3,612,808.33
TXCLASS							
	TN2020	\$5,948,529.08		\$0.00	\$0.00	\$2,876.73	\$5,951,405.81
	ROAD & BRIDGE	\$8,615.95		\$0.00	\$0.00	\$4.18	\$8,620.13
	GENERAL	\$5,018,875.29		\$0.00	\$0.00	\$2,427.14	\$5,021,302.43
	TOTAL TXCLASS	\$10,976,020.32		\$0.00	\$0.00	\$5,308.05	\$10,981,328.37
	TOTAL INVESTMENTS	\$18,231,575.71	\$0.00	\$0.00	\$0.00	\$11,638.80	\$18,243,214.51
	TOTAL CASH	\$5,933,503.99	\$0.00	\$5,238,003.96	-\$6,495,442.07	\$106.03	\$4,676,171.91
	LESS FUND TRANSFERS			-\$2,994,521.24	\$2,994,521.24		
	LESS INVEST TRANSFERS			\$0.00	\$0.00		
	INVESTMENTS	\$18,231,575.71	\$0.00	\$0.00	\$0.00	\$11,638.80	\$18,243,214.51
	TOTAL CASH & INVESTMENTS	\$24,165,079.70	\$0.00	\$2,243,482.72	-\$3,500,920.83	\$11,744.83	\$22,919,386.42

% Rate for Month	6 Month T-Bill 0.18%	TexPool 0.22%	Logic 0.63%	TX Class 0.59%	BXS 1.50%
	BXS-Investments 1.50%				

**EXHIBIT 'A' -- POOLED CASH
JUNE 2020**

Fund	POOLED CASH ACCT	adjusted prev mo	Begining Balance	Current Activity	End Balance	
05-103-100	GEN POOLED CASH				\$4,336,706.87	
05-103-500	PCA/APCA POOLED CASH				\$14,445.02	
TOTAL CASH IN BANK POOLED CASH					\$4,351,151.89	
100	GENERAL	\$-195,300.74	\$-885,128.06	\$-876,893.43	\$-1,957,322.23	\$-1,957,322.23
110	CATTY CHCK COLLEC		\$346.64	\$2,732.78	\$3,079.42	\$3,079.42
120	D.A. SPECIAL		\$0.00	\$0.00	\$0.00	\$0.00
140	HMT		\$376,171.84	\$-2,501.57	\$373,670.27	\$373,670.27
150	LAW LIBRARY		\$92,723.07	\$1,215.00	\$93,938.07	\$93,938.07
160	WESTERN CTY TWR		\$241,005.05	\$25,134.13	\$266,139.18	\$266,139.18
170	IHC	\$6,163.29	\$-6,163.29	\$0.00	\$0.00	\$0.00
180	RESTRICTED		\$1,396,600.32	\$5,533.90	\$1,402,034.22	\$1,402,034.22
190	103-005		\$45,839.95	\$-379.84	\$45,460.11	\$45,460.11
200	LIB	\$59,112.13	\$21,076.35	\$-337.57	\$79,850.91	\$79,850.91
210	HISTORICAL COMM		\$127,691.23	\$180.96	\$127,872.19	\$127,872.19
221	COUNTY REC MGMT		\$36,497.75	\$-637.54	\$35,860.21	\$35,860.21
222	CCLK RECORDS		\$301,634.72	\$30,132.84	\$331,767.56	\$331,767.56
223	DCLK RECORDS		\$85,839.10	\$648.42	\$86,487.52	\$86,487.52
230	TECHNOLOGY FNDS		\$93,996.95	\$-644.89	\$93,352.06	\$93,352.06
270	IMHS	\$106,228.82	\$-953,966.56	\$-15,504.97	\$-863,242.71	\$-863,242.71
290	GRANTS		\$-154,312.37	\$30,847.13	\$-123,465.24	\$-123,465.24
291		\$21,413.24	\$-11,993.05	\$-34,061.38	\$-24,641.19	\$-24,641.19
292			\$-24,911.00	\$-2,417.11	\$-27,328.11	\$-27,328.11
293		\$-17.50	\$0.00	\$-975.09	\$-992.59	\$-992.59
294		\$-36,984.37	\$252,813.00	\$-90,478.84	\$125,349.79	\$125,349.79
300	ROAD & BRIDGE	\$-181,353.68	\$2,329,388.91	\$-212,078.55	\$1,935,956.68	\$1,935,956.68
310	R&B PCT #1	\$44,567.59	\$5,207.06	\$-38,395.64	\$11,379.01	\$11,379.01
320	R&B PCT #2	\$51,627.87	\$-92,542.14	\$53,098.19	\$12,183.92	\$12,183.92
330	R&B PCT #3	\$38,788.35	\$-24,849.11	\$-5,495.79	\$8,443.45	\$8,443.45
340	R&B PCT #4	\$46,369.87	\$-48,717.15	\$19,776.34	\$17,429.06	\$17,429.06
501	FLOOD RECOVERY		\$61,026.71	\$56,071.58	\$117,098.29	\$117,098.29
504	CHS	\$39,385.13	\$-39,385.13	\$0.00	\$0.00	\$0.00
505	JAIL COMM		\$72,578.92	\$5,376.76	\$77,955.68	\$77,955.68
510	BLOOD DRAW PRGM		\$15,003.52	\$-727.95	\$14,275.57	\$14,275.57
514	LEOSE		\$22,253.86	\$0.00	\$22,253.86	\$22,253.86
600	DS		\$1,650,743.10	\$61,230.82	\$1,711,973.92	\$1,711,973.92
700	TN		\$5,216.44	\$-33,422.53	\$-28,206.09	\$-28,206.09
719	CAP PRJCTS 2019		\$627,845.19	\$-2,684.41	\$625,160.78	\$625,160.78
720			\$-28,741.16	\$-43,428.54	\$-72,169.70	\$-72,169.70
850	HRA		\$0.00	\$0.00	\$0.00	\$0.00
880	T&A		\$116,423.71	\$20,436.70	\$136,860.41	\$136,860.41
881	CASH BONDS/SUBD		\$0.00	\$0.00	\$0.00	\$0.00
990	PCA		\$-306,009.69	\$-1,302.70	\$-307,312.39	\$-307,312.39
FUNDS TOTAL		\$0.00	\$5,401,104.68	\$-1,049,952.79	\$4,351,151.89	\$4,351,151.89
TOTAL CLAIM ON CASH					\$4,351,151.89	
DIFFERENCE					\$0.00	